
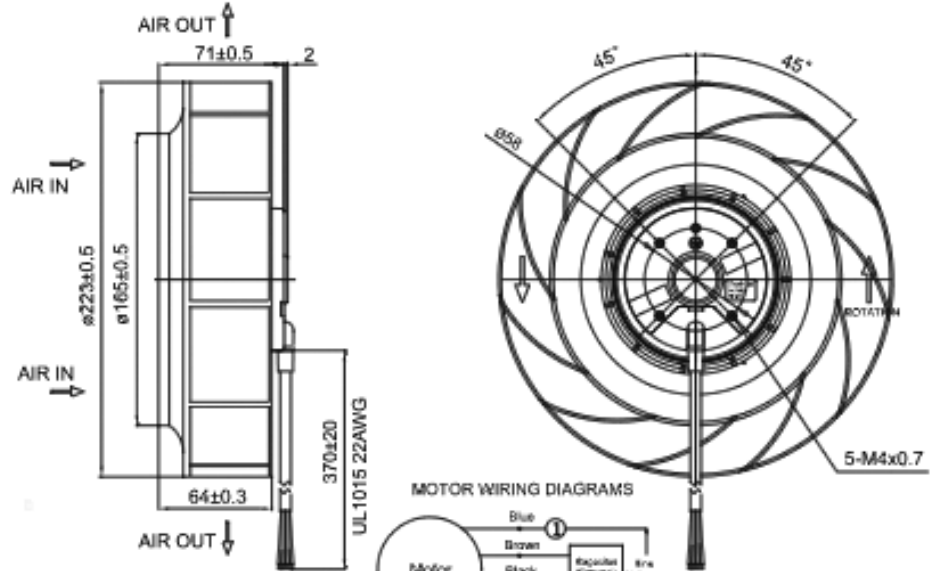


OAB220 Series

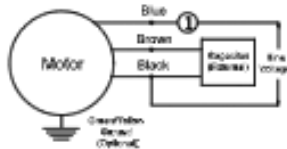


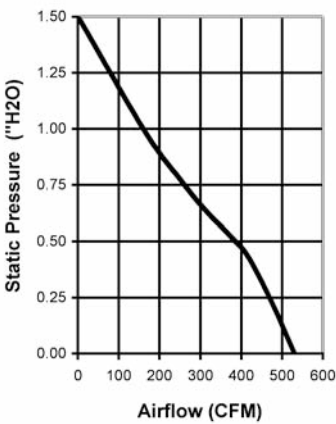
Motorized Impeller
220 x 71mm (8.7" x 2.8")





MOTOR WIRING DIAGRAMS





Accessories
Duct ring DR220A

Part Number	OAB220-11-1	OAB220-22-1	Frame	Diecast Aluminum
Nominal Voltage	115VAC	230VAC	Impeller	UL94V-O Thermoplastic
Voltage Range	100 ~ 125VAC	200 ~ 240VAC	Connection	2x Lead wires
Nominal Current	0.98A	0.50A	Motor	AC, Shaded Pole, thermally protected. CAPACITOR INCLUDED IP55 rated
Locked Current	1.22A	0.58A	Bearing System	Dual ball bearing
Rated Power	117W	117W	Insulation Resistance	>100M ohm between leadwire and frame (500VDC)
Rated Speed (RPM)	2650	2650	Dielectric Strength	1500VAC for 1 minute
Airflow (CFM)	530	530	Temperature Range	-40C ~ +60C
Noise Level (dB)	70	70	Life (L10)	40,000 hrs (L10, 40C)
Max. Static Pressure	1.5" H ₂ O	1.5" H ₂ O		
Bearing System	Sealed Dual Ball m2	Sealed Dual Ball		